

Scaled data based on original data using  
LM-79-08 Approved Method: Electrical and Photometric Measurements of Solid-  
State Lighting Products

Test Report Prepared for  
Cooper Lighting Solutions  
(formerly Eaton)

Brand: STREETWORKS

Report Number: P316986

Luminaire Tested: **GAN-SA2A-722-U-5NQ**

Issue Date: 3/3/2020

**Test Information**

Test Method: LM-79-08  
Report Number: P316986  
TEST IS SCALED FROM IESNA LM-79-08 TEST DATA (G2-1903-205-5)  
Test Lab: INNOVATION CENTER  
Issue Date: 3/3/2020  
Manufacturer: COOPER LIGHTING SOLUTIONS (FORMERLY EATON)  
Product Line: STREETWORKS  
Catalog Number: GAN-SA2A-722-U-5NQ  
Description: GALLEON AREA AND ROADWAY LUMINAIRE  
(2) 70 CRI, 2200K, 615mA LIGHTSQUARES WITH 16 LEDS EACH AND TYPE V NARROW OPTICS  
Light Source: -  
Ballast/Driver: ELECTRONIC DRIVER

**Summary**

Lumens per Lamp: N/A  
Luminaire Lumens: 7230 lumens  
Efficiency: N/A  
Efficacy: 109.5 lumens/watt  
Luminous Opening: Rectangular (W 0.5' x L: 1' x H: 0')  
IES Classification: Type V - Short  
BUG Rating: B3 - U0 - G1

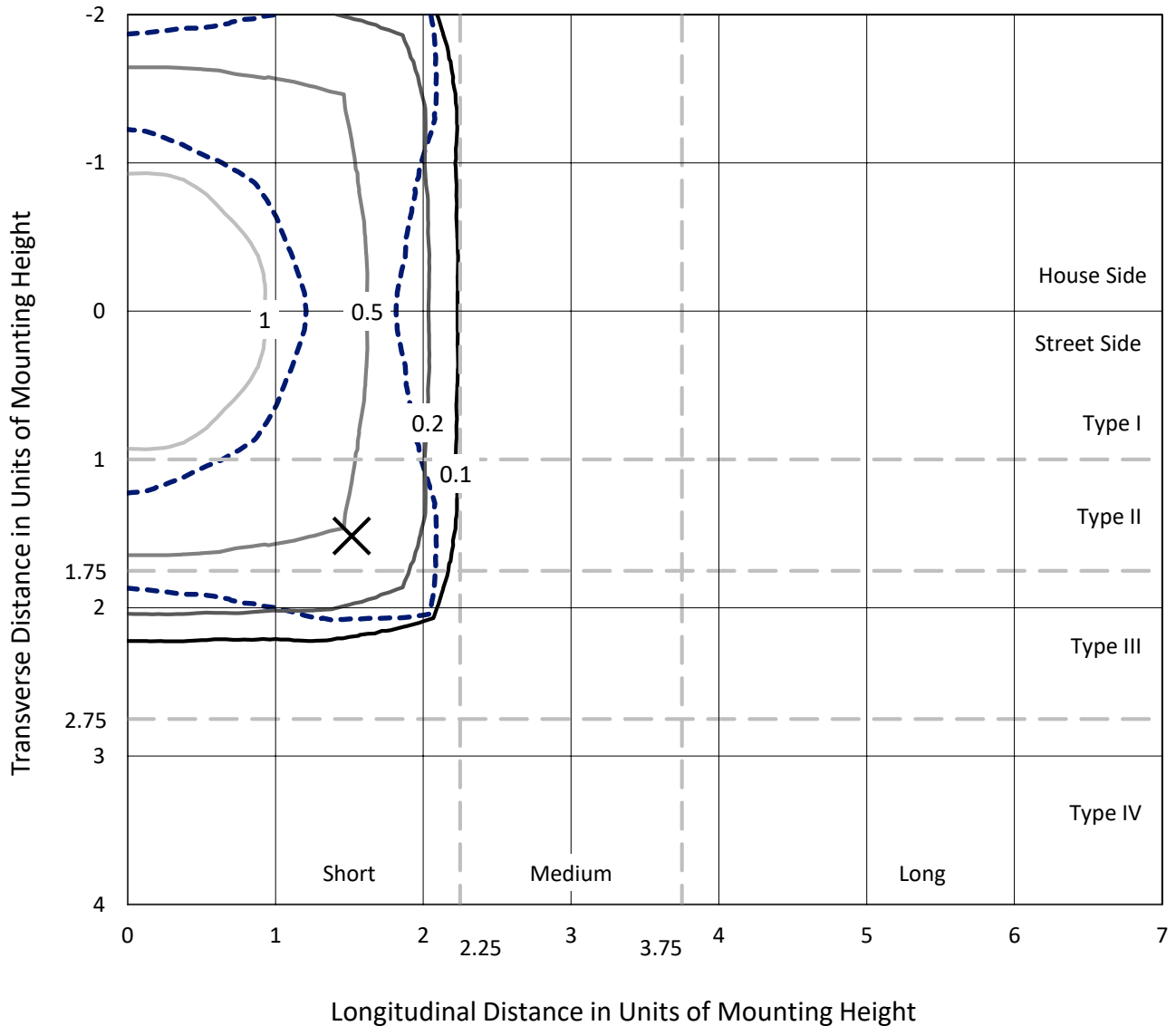
Input Watts (W): 66  
Input Voltage (V): NR  
Input Current (Ain): NR  
Voltage Rise (V): NR  
Power Factor: NR  
Total Harmonic Distortion (THDi): NR  
Frequency (hertz): 60  
Stabilization Time: NR  
Operation Time: NR  
Ambient Temperature (°C): NR  
Test Distance: 24 FT



REPORT NUMBER: P316986  
 CATALOG NUMBER: GAN-SA2A-722-U-5NQ

### Iso-Footcandle Lines of Horizontal Illumination

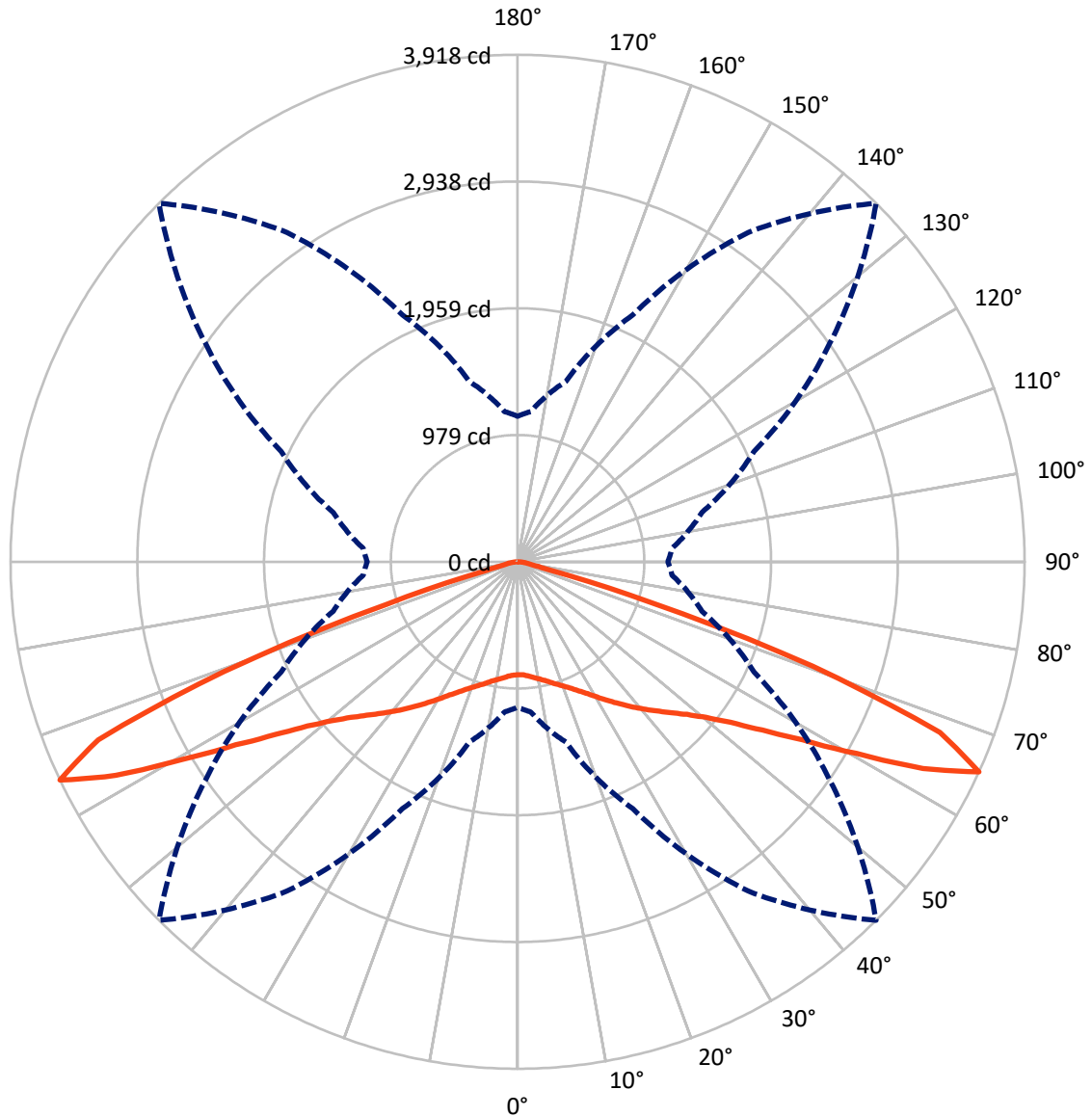
✕ Max cd  
 - - - 1/2 Max cd



Based on 25 foot mounting height. Maximum calculated value = 1.4 fc  
 Type V - Short - N/A

REPORT NUMBER: P316986  
CATALOG NUMBER: GAN-SA2A-722-U-5NQ

### Luminous Intensity Polar Plot



— Vertical Plane Through 45-Deg Lateral      - - - Horizontal Cone Through 65-Deg Vertical

REPORT NUMBER: P316986  
 CATALOG NUMBER: GAN-SA2A-722-U-5NQ

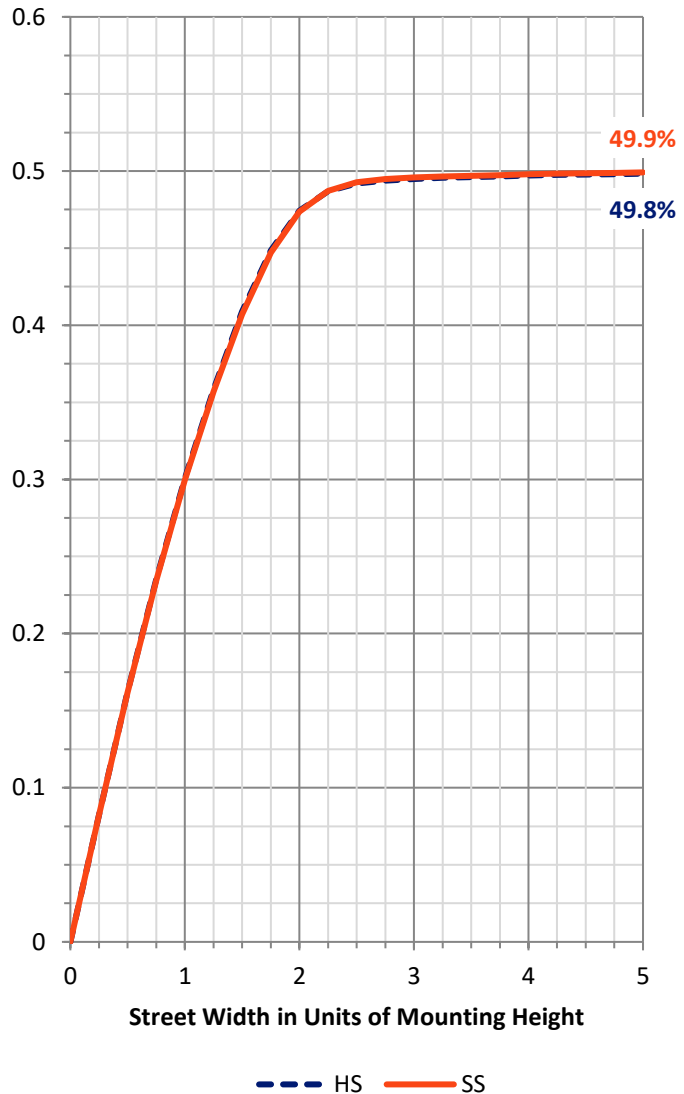
**FLUX DISTRIBUTION:**

		Downward	Upward	Total
<b>House Side</b>	Lumens	3615.0	0.0	3615.0
	% Fixture	50.0	0.0	50.0
<b>Street Side</b>	Lumens	3615.0	0.0	3615.0
	% Fixture	50.0	0.0	50.0
<b>Total</b>	Lumens	7230.0	0.0	7230.0
	% Fixture	100.0	0.0	100.0

**ZONAL LUMENS:**

Zone	Lumens	% Fixture
0°-10°	85.7	1.2
10°-20°	275.4	3.8
20°-30°	516.6	7.1
30°-40°	854.4	11.8
40°-50°	1323.3	18.3
50°-60°	2029.6	28.1
60°-70°	1893.8	26.2
70°-80°	220.4	3.0
80°-90°	31.0	0.4
90°-100°	0.0	0.0
100°-110°	0.0	0.0
110°-120°	0.0	0.0
120°-130°	0.0	0.0
130°-140°	0.0	0.0
140°-150°	0.0	0.0
150°-160°	0.0	0.0
160°-170°	0.0	0.0
170°-180°	0.0	0.0
0°-90°	7230.0	100.0
0°-180°	7230.0	100.0

**Coefficient of Utilization**

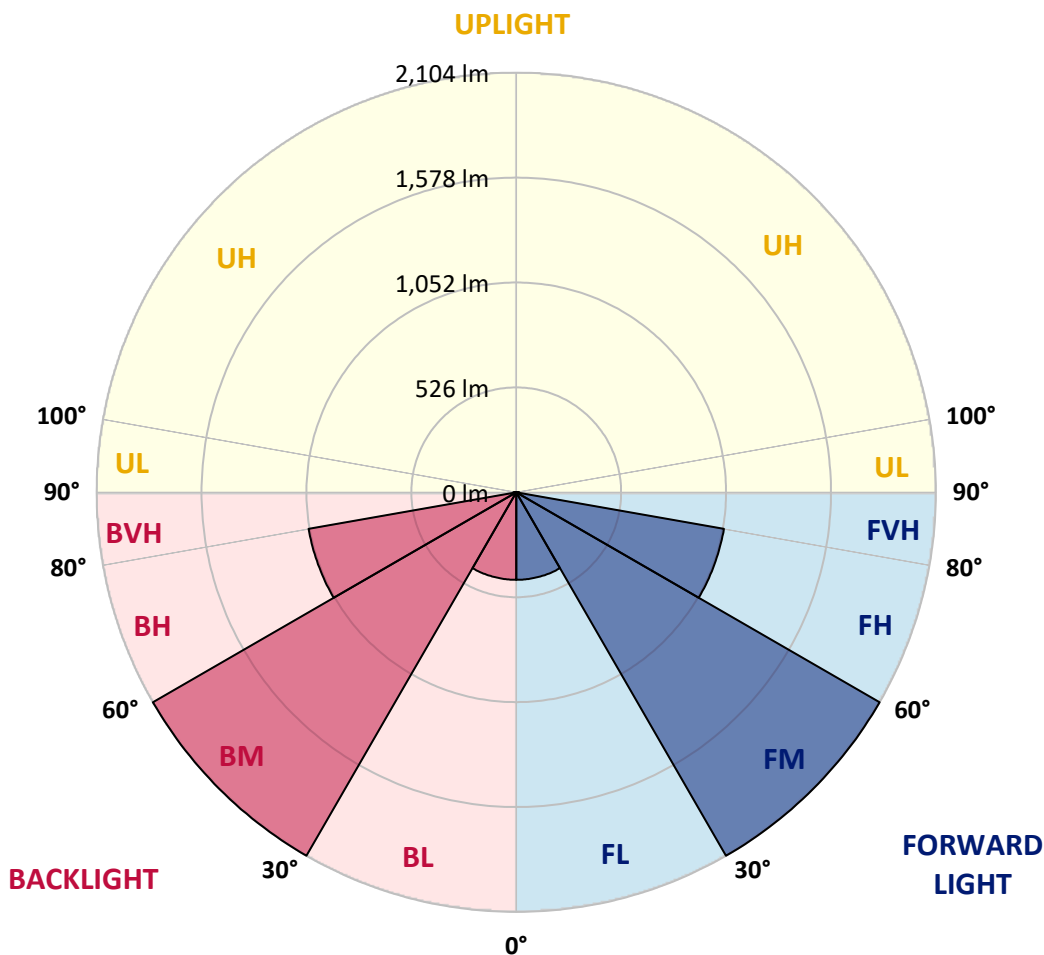


REPORT NUMBER: P316986  
 CATALOG NUMBER: GAN-SA2A-722-U-5NQ

**LUMINAIRE CLASSIFICATION SYSTEM LUMEN TABLE AND BUG RATING:**

Zone	Lumens	% Fixture	Zone Rating/Lumen Limit		
			B	U	G
FL (0°-30°)	438.8	6.1			
FM (30°-60°)	2103.6	29.1			
FH (60°-80°)	1057.1	14.6			G1/1800
FVH (80°-90°)	15.5	0.2			G1/100
BL (0°-30°)	438.8	6.1	B1/500		
BM (30°-60°)	2103.6	29.1	B2/2500		
BH (60°-80°)	1057.1	14.6	B3/2500		G1/1800
BVH (80°-90°)	15.5	0.2			G1/100
UL (90°-100°)	0.0	0.0		U0/0	
UH (100°-180°)	0.0	0.0		U0/0	

**BUG Rating: B3-U0-G1**  
 Type V Short





REPORT NUMBER: P316986  
 CATALOG NUMBER: GAN-SA2A-722-U-5NQ

**CANDELA DISTRIBUTION (FULL):**

	0°	5°	15°	25°	35°	45°	55°	65°	75°	85°	90°
0°	873.1	873.1	873.1	873.1	873.1	873.1	873.1	873.1	873.1	873.1	873.1
2.5°	876.0	875.5	876.0	876.2	874.8	875.5	875.3	876.5	877.0	876.5	876.5
5°	886.1	885.4	886.3	887.5	885.6	886.1	885.4	886.8	887.3	886.3	887.0
7.5°	900.0	900.2	901.2	903.4	902.2	903.1	901.7	901.9	901.7	900.2	900.5
10°	915.1	915.4	917.0	919.9	920.4	920.4	919.4	918.7	917.8	916.8	917.0
12.5°	933.4	934.6	935.8	939.4	939.4	941.3	940.8	938.9	937.2	935.8	935.8
15°	958.1	957.8	959.3	962.9	964.6	967.7	967.7	965.0	962.9	961.4	961.0
17.5°	984.0	984.7	985.7	990.0	992.6	996.2	996.7	994.6	993.1	991.2	990.0
20°	1014.2	1015.4	1019.3	1021.0	1023.4	1026.7	1027.9	1027.4	1026.0	1025.0	1025.3
22.5°	1049.5	1052.6	1055.0	1057.4	1060.3	1062.7	1063.9	1065.6	1064.2	1063.4	1063.0
25°	1092.2	1094.4	1099.2	1103.5	1105.4	1106.2	1107.6	1110.0	1109.8	1108.1	1108.1
27.5°	1140.7	1144.8	1150.8	1157.0	1157.0	1154.6	1159.4	1163.5	1162.1	1159.9	1157.0
30°	1199.5	1203.4	1210.3	1219.0	1214.6	1213.0	1219.4	1226.9	1224.7	1221.1	1220.6
32.5°	1262.9	1266.5	1275.6	1285.0	1279.4	1277.0	1284.0	1294.8	1291.0	1283.8	1279.4
35°	1331.5	1335.1	1348.1	1359.4	1350.0	1345.9	1351.7	1363.4	1356.7	1343.3	1339.9
37.5°	1406.2	1408.1	1424.9	1436.4	1429.9	1419.1	1426.3	1435.0	1429.2	1412.9	1406.4
40°	1483.7	1490.6	1510.1	1523.5	1512.2	1495.2	1507.2	1519.2	1510.5	1489.7	1478.6
42.5°	1574.1	1579.4	1605.3	1617.3	1599.1	1575.1	1591.4	1607.7	1599.1	1578.9	1569.3
45°	1668.2	1676.4	1707.3	1719.3	1692.9	1662.5	1682.4	1710.9	1710.2	1681.2	1671.1
47.5°	1770.7	1778.9	1815.8	1831.7	1803.1	1762.3	1790.4	1830.7	1827.8	1795.9	1787.7
50°	1889.0	1897.7	1943.7	1963.7	1937.0	1889.5	1931.7	1967.3	1962.0	1922.6	1923.3
52.5°	2037.6	2037.1	2094.5	2129.0	2101.7	2059.7	2098.5	2133.1	2111.3	2056.8	2055.1
55°	2167.7	2175.6	2246.6	2312.1	2310.5	2294.4	2310.0	2311.4	2249.0	2176.5	2167.7
57.5°	2253.1	2268.2	2368.3	2486.9	2575.7	2597.0	2566.8	2475.1	2328.9	2213.0	2198.9
60°	2200.5	2223.6	2380.8	2622.5	2884.1	3009.6	2838.9	2554.5	2266.8	2105.3	2086.1
62.5°	1845.8	1884.7	2114.9	2556.9	3149.5	3516.5	3036.2	2427.1	2019.6	1797.1	1764.2
65°	1124.2	1165.2	1442.6	2104.5	3106.5	3917.7	2946.2	2014.5	1474.1	1197.4	1161.8
67.5°	374.6	386.6	550.1	1163.3	2441.5	3520.1	2445.6	1206.0	641.5	425.3	412.8
70°	146.6	147.8	174.5	337.2	1153.0	2417.7	1272.2	343.2	182.4	144.2	147.4
72.5°	107.8	108.2	115.7	140.9	300.5	1065.1	311.3	141.6	112.6	101.0	101.0
75°	86.6	86.6	91.9	102.7	134.6	244.3	136.6	101.5	88.1	80.6	79.7
77.5°	68.4	69.8	73.9	80.9	91.2	117.6	94.6	80.4	71.0	64.1	62.6
80°	50.9	52.3	59.0	62.4	65.5	81.6	69.8	62.9	56.2	48.0	46.6
82.5°	33.4	34.8	43.2	45.1	44.4	53.3	47.0	46.3	41.3	31.0	29.5
85°	21.8	22.3	28.8	30.0	27.6	24.2	30.0	31.7	28.8	20.2	19.4
87.5°	10.3	10.3	14.6	13.7	12.5	10.1	13.7	16.1	16.3	9.8	9.6
90°	0.0	0.0	0.0	0.0	0.0	0.0	0.0	0.0	0.0	0.0	0.0

(END OF REPORT)